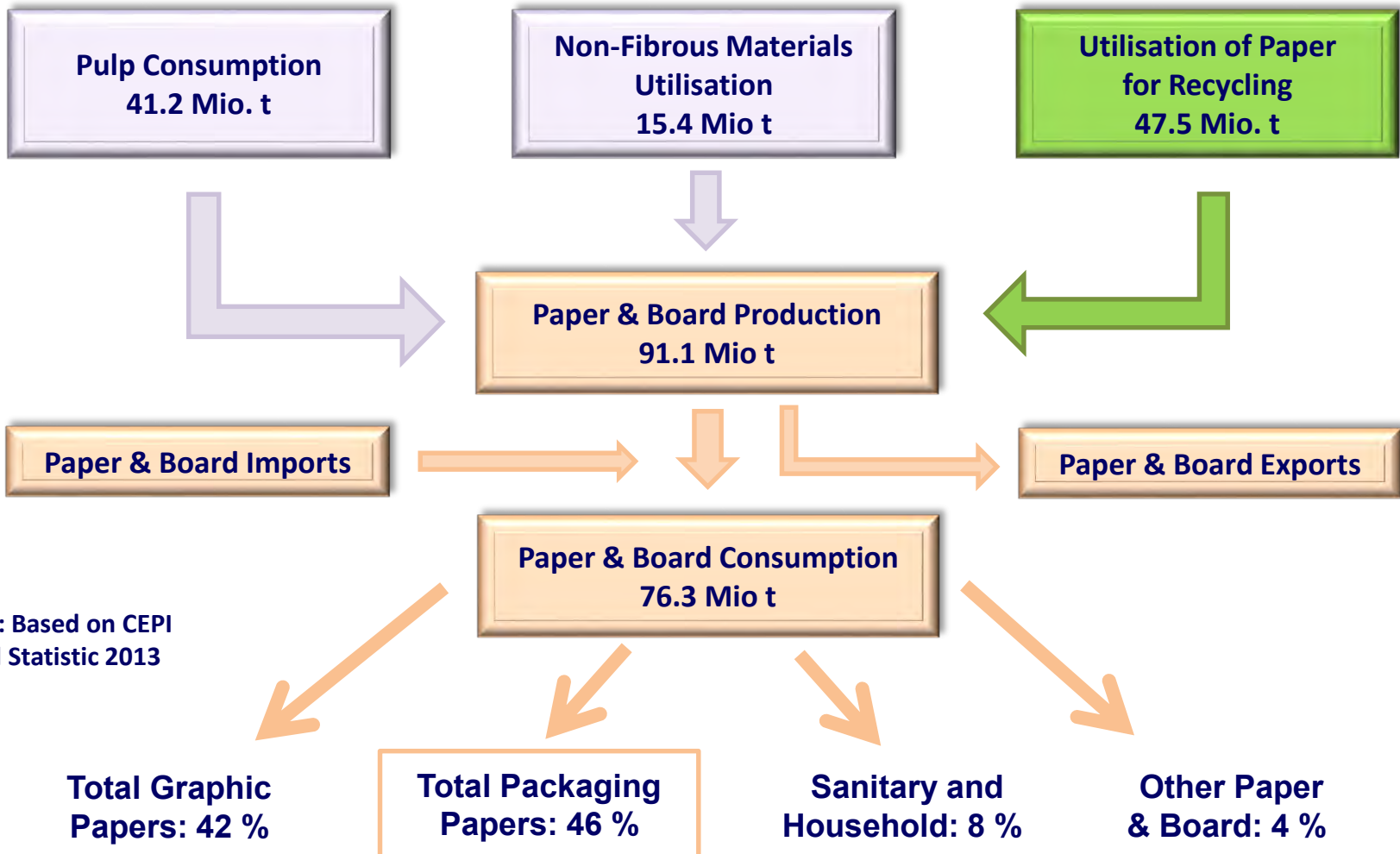




**Recyclability of Packaging Products –
Test Method, Scorecard and Results**
Dr.-Ing. Hans-Joachim Putz, Dipl.-Ing. Saskia Runte
EcoPaperLoop Project Final Conference
Krakow, December 2nd 2014

- **Paper for Recycling – Demand, Production and Recycling**
- **Recyclability Test for Packaging Products**
- **Results of Recyclability Test of Packaging Products**
- **Score Card (Draft 5)**
- **Conclusions**

From Raw Material to Paper for CEPI Countries 2013

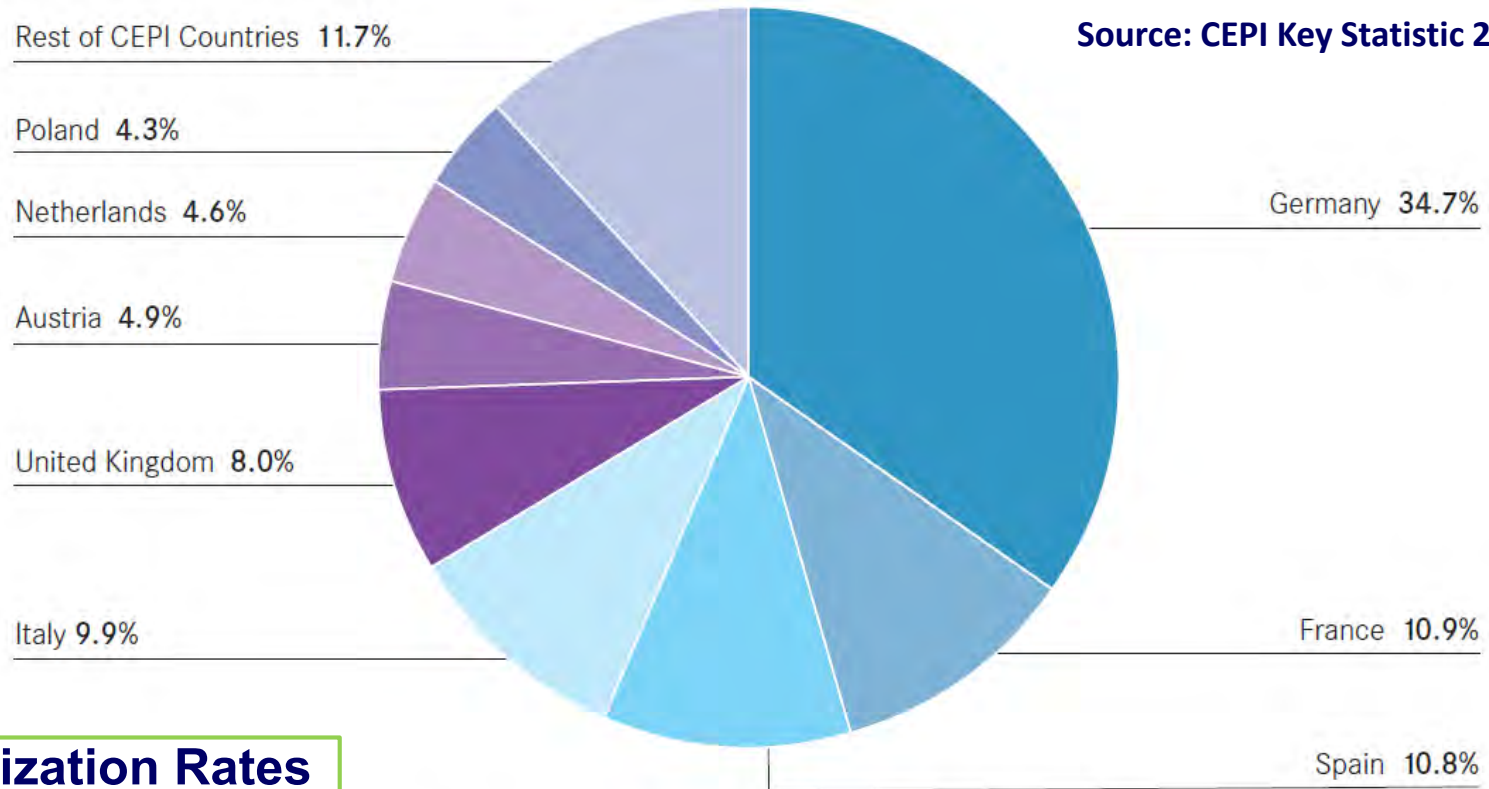


Source: Based on CEPI Annual Statistic 2013

CEPI Utilisation of Paper for Recycling (PfR) by Country in 2013



Source: CEPI Key Statistic 2013



PfR Utilization Rates

CEPI: 52.1 %
Germany: 73.6 %
Poland: 50.4 %

Total Utilisation of Paper for Recycling: 47.5 Million Tonnes

Challenges of Paper Recycling










Products have to achieve certain requirements in order to ensure improved recycling loops

- **Repulpable** – important for all types of paper products
 - **Adhesives have to be removable** – important for all types of paper products
 - **Deinkable** – important for all graphic paper grades
- **Test methods are needed to simulate a standard stock preparation**

Documents on Recyclability – Overview

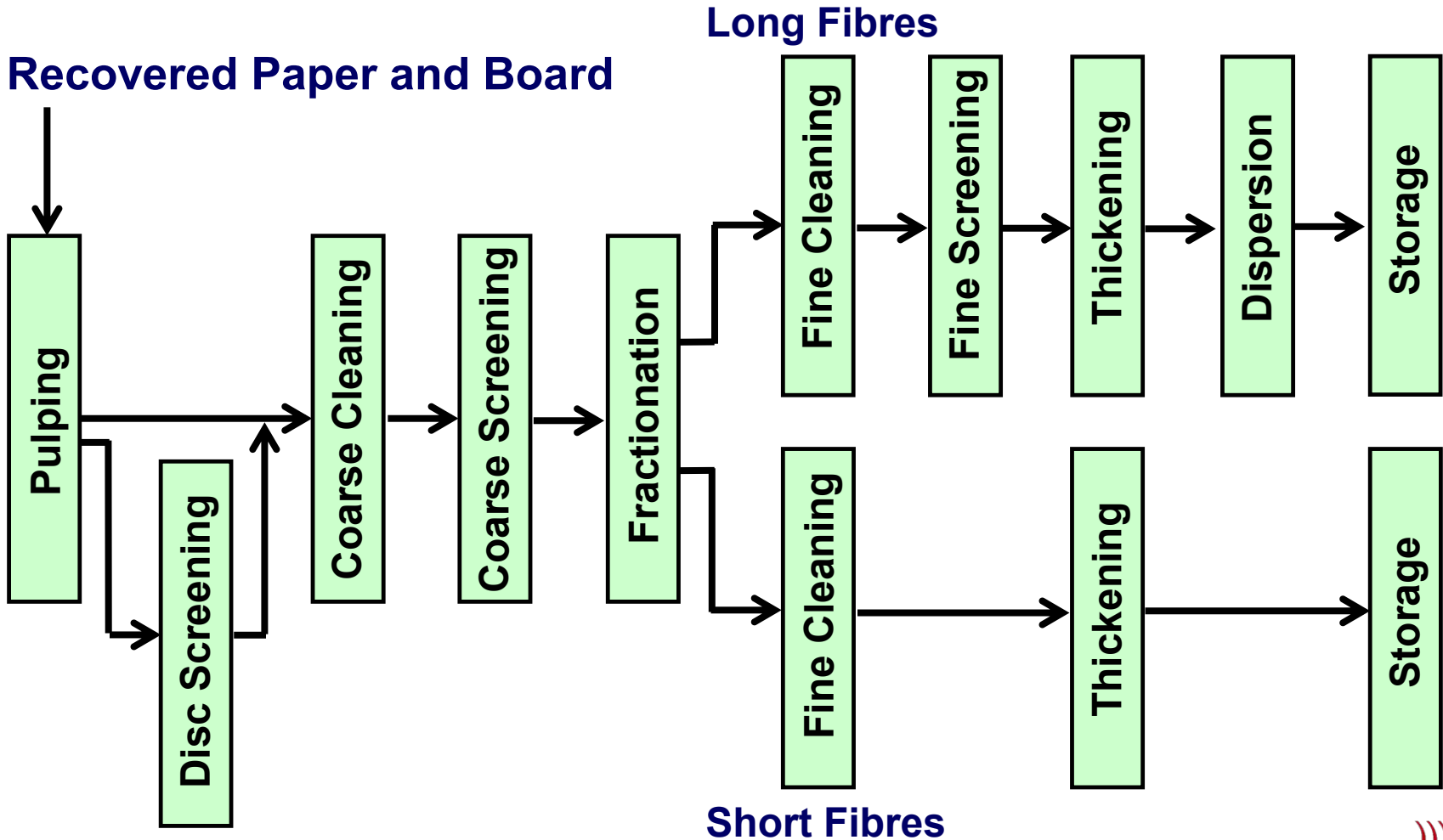


| | Test Methods | Assessment Schemes |
|--------------------|--|--|
| Graphic Products | <p>INGEDE Method 11 & 12 Assessment of</p> <ul style="list-style-type: none"> – Print product deinkability – Fragmentation behaviour of adhesive applications  <p>PTS Method PTS-RH 021/97</p>  | <p>Assessment of Print Product Recyclability</p> <ul style="list-style-type: none"> – Deinkability Score – Adhesive Removal Score  |
| Packaging Products | <p>PTS Method PTS-RH 021/97</p>  <p>Aticelca MC 501-13</p>  <p>EcoPaperLoop Method 1 Recyclability Test for Packaging Products</p>  | <p>Score Card for Recyclability of Packaging Products (Draft)</p>  |



Recyclability Test for Packaging Products

Typical Standard Stock Preparation for Packaging Products



Typical Packaging Products




Non-paper product material

e. g. "window foils"

e. g. composite materials

Glued parts

e. g. Hotmelts or adhesive stripes



→ A problem for a standard paper for recycling stock preparation?

Recyclability Test for Packaging Products (EPL Method 1)



Prepared Packaging Product 480 g b. d.

~ 11.5 l Fresh Water
40 °C

LC Disintegration (c = 4 %, t = 5 min)

12 l + (2 - 5 l) Fresh Water
20 °C

Coarse Reject

Ø 10 mm
Coarse-Screening

Coarse Reject (CR)

Fibre Suspension (Homogenized)

Flake Content
ZM V118/62
Brecht-Holl 0,7 mm Ø

Macro Stickies
INGEDE Method 4
// 100 µm

Yield

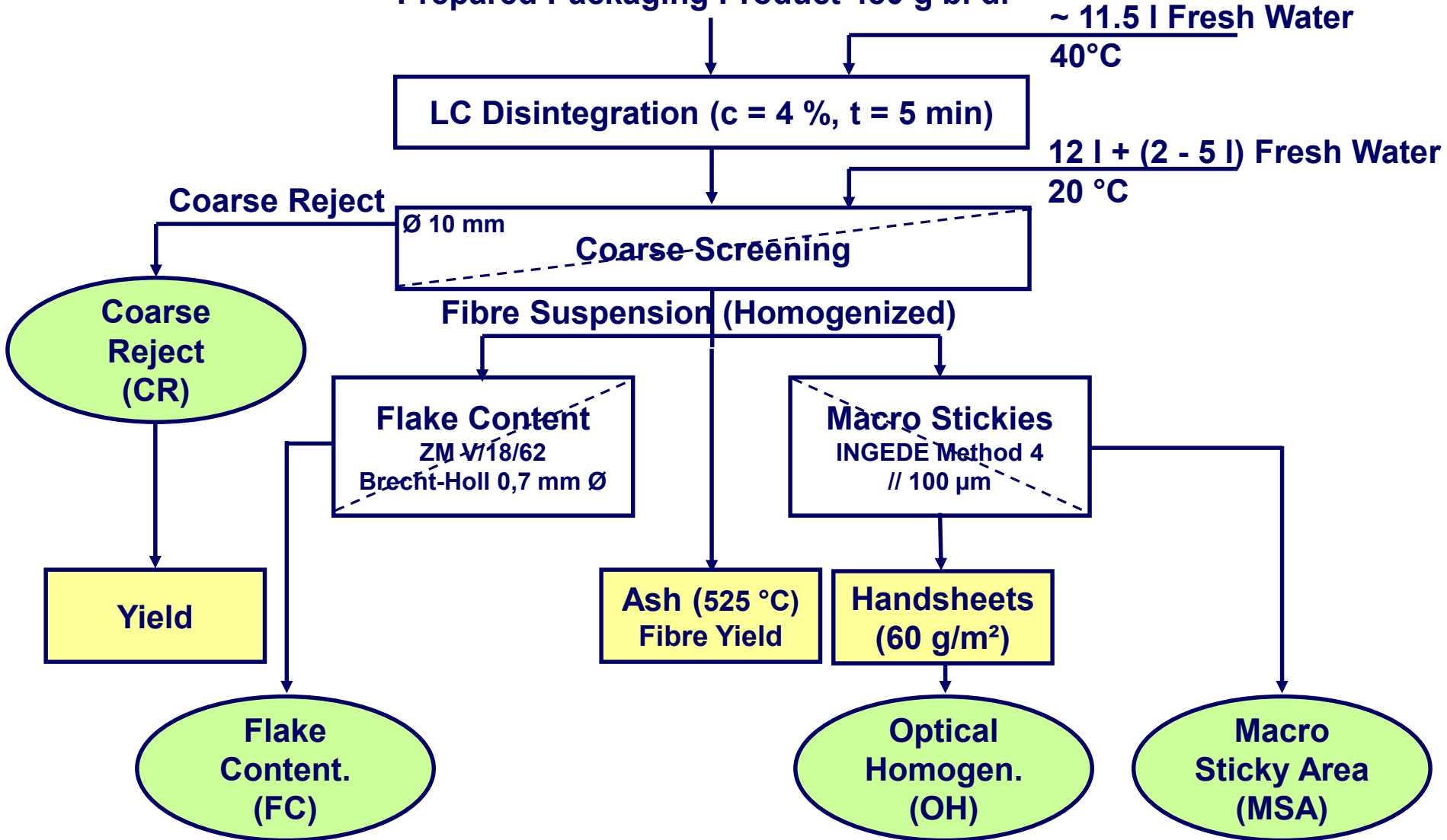
Ash (525 °C)
Fibre Yield

Handsheets
(60 g/m²)

Flake Content.
(FC)

Optical Homogen.
(OH)

Macro Sticky Area
(MSA)



Major Equipment



LC Disintegration



Coarse Screening



**Flake Content &
Sticky Evaluation**



Results of Recyclability Test of Packaging Products

Investigated Product Groups



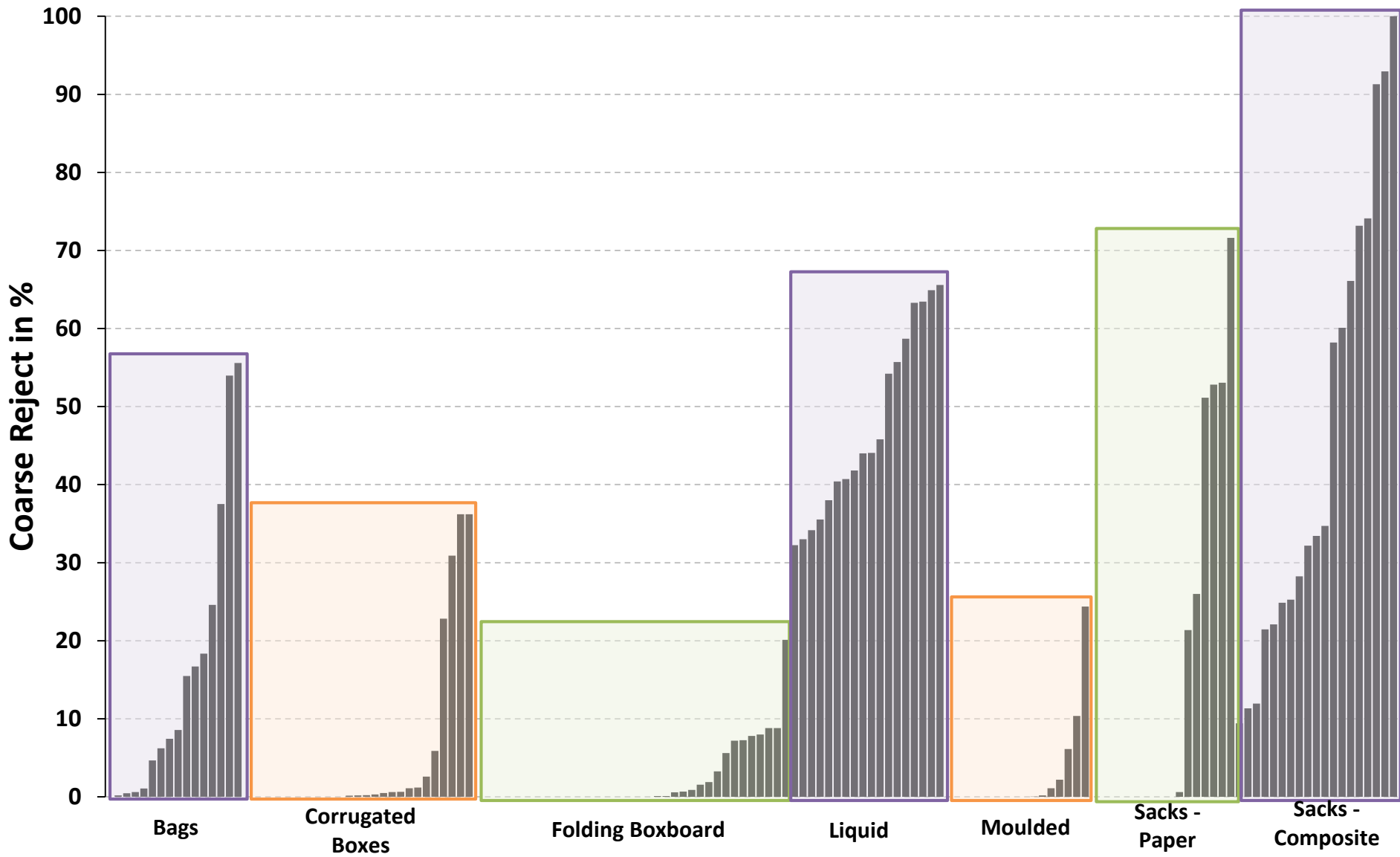
- **Corrugated Boxes**
- **Folding Boxboard (for frozen food and other applications)**
- **Bags (with handles)**
- **Moulded Products**
- **Sacks (pure paper)**
- **Sacks (with composite materials)**
- **Liquid packaging**
- **Others**

Investigated Parameters

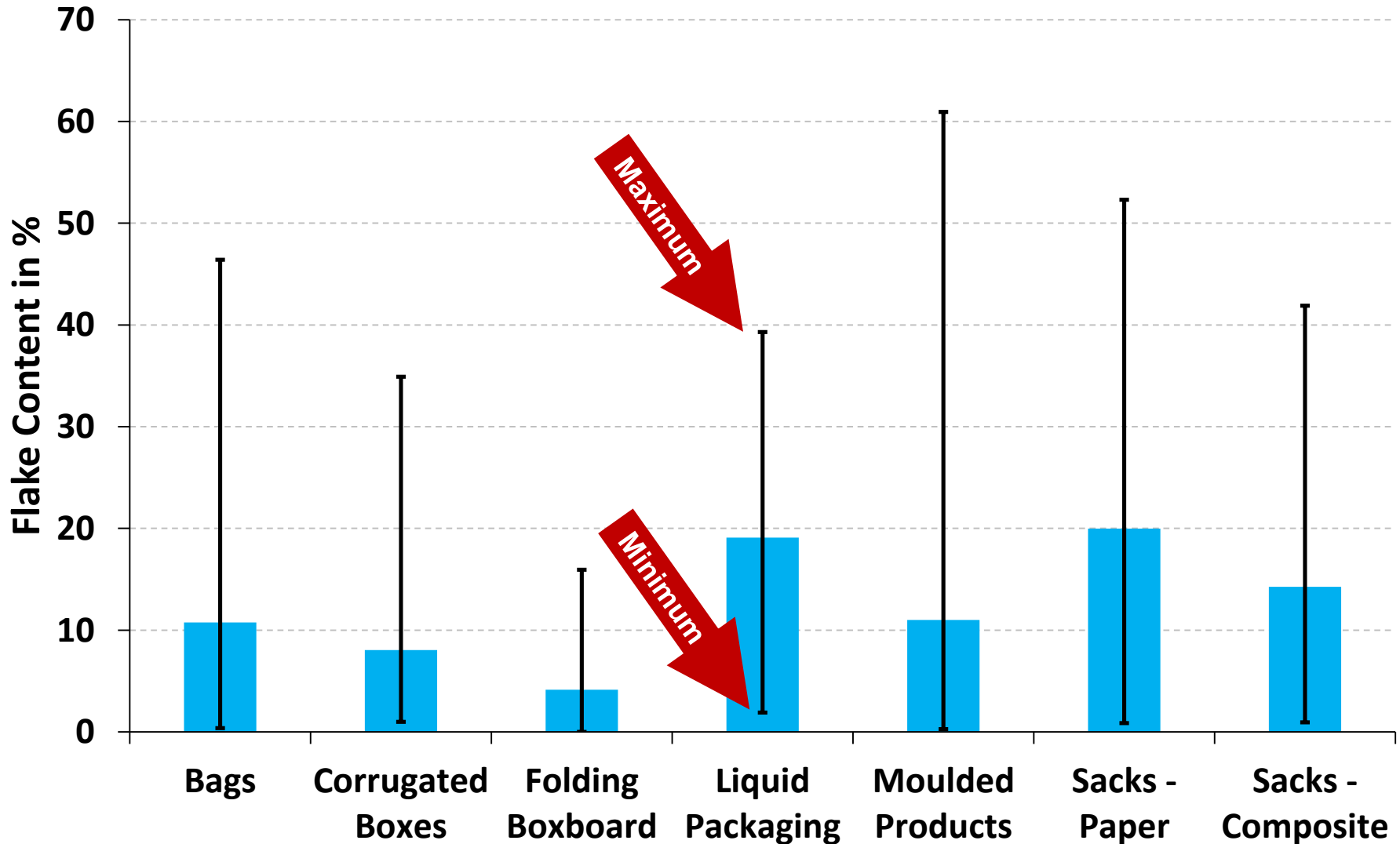


- **Coarse Reject (CR):** coarse screening with 10 mm holes
- **Yield of coarse screening**
- **Flake Content (FC):** screening with 0,7 mm holes of the coarse screening accept
- **Ash of the coarse screening accept**
- **Fibre Yield of the coarse screening accept**
- **Macro Sticky Area (MSA):** screening with 100 μm slots of the coarse screening accept
- **Optical homogeneities:** visual inspection of handsheets of the macro sticky screening accept

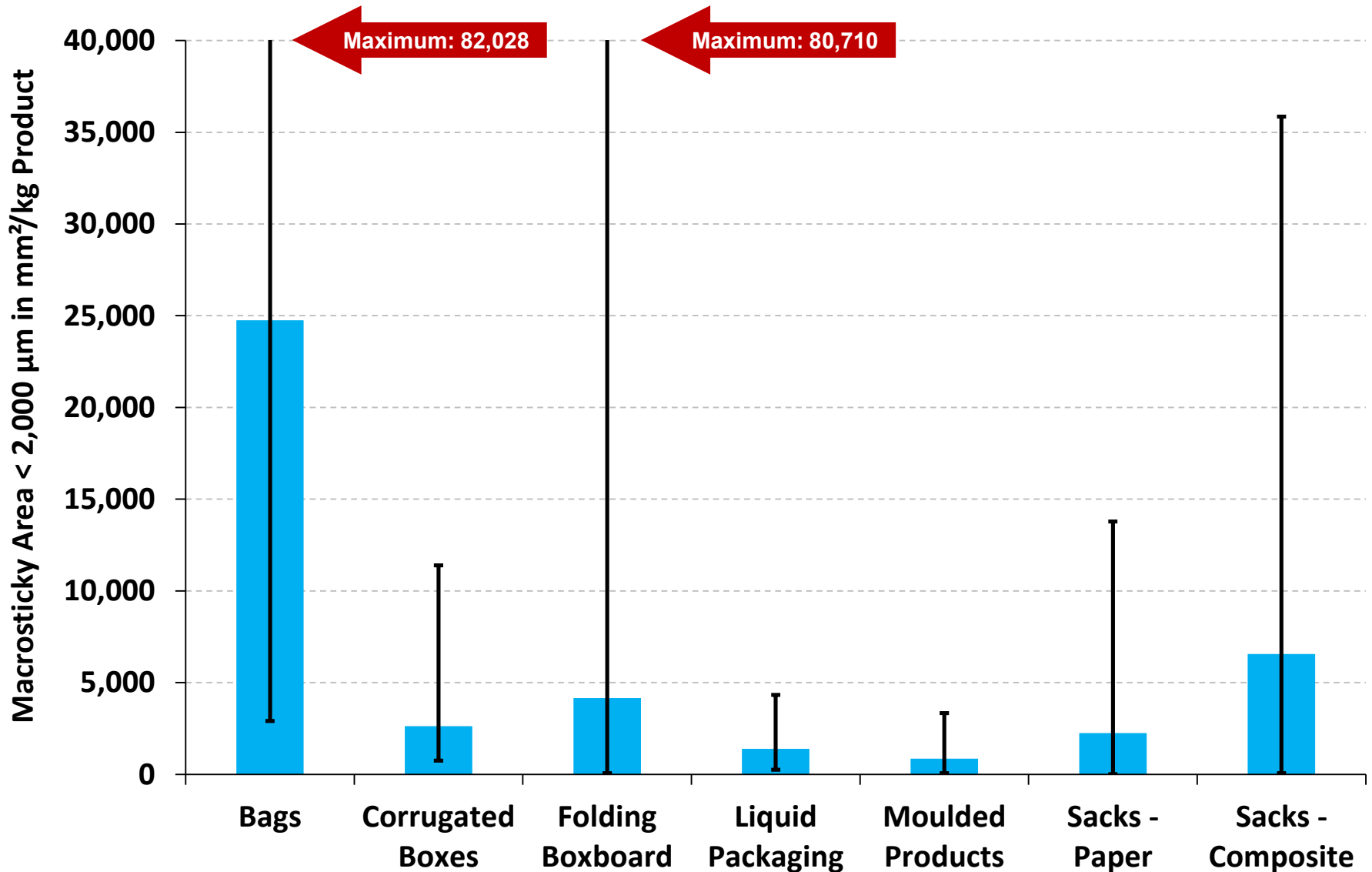
Coarse Reject of tested Packaging Products (Tested until 10.2014)



Flake Content of tested Packaging Products (Tested until 10.2014)



Macrosticky area of tested Packaging Products (Tested until 10.2014)





Score Card (Draft 5)

Recyclability Score Card (Draft 5)



Evaluation of recyclability for further improvements in material recycling within the paper industry

- **Products should be tested with final industrial seal**
- **Applicable to paper and board group 1 to 5 (acc. to EN 643) and not for paper products which are usually intended for deinking purposes**

Recyclability test have to be obtained according to

- **EcoPaperLoop Method 1 or**
- **ZELLCHEMING Technical Leaflet RECO 1 1/2014**

Recyclability Score Card (Draft 5)



- Differentiation of 9 packaging product categories (Bags, Corrugated Boxes, Moulded Products, ...)
- Evaluation of 4 tested parameters from recyclability test

| Parameter | Coarse Reject (CR) | Flake Content (FC) | Macro Stickies Area (MSA) | Optical Homogen. (OH) | Total |
|--------------------|--------------------|--------------------|---------------------------|-----------------------|-------|
| Maximum Score | 35 | 15 | 40 | 10 | 100 |
| Process Parameters | | | Quality Parameters | | |

- Definition of threshold and target values (except optical homogeneity) for each packaging product category are under discussion

→ Recyclability Score from -100 to + 100

Recyclability Score Card (Draft 5)



Calculation of recyclability score according to achieved results

- Comparable to Deinkability Score of ERPC
- Maximum score per parameter for all figures below target value

| Packaging Recyclability Score | Evaluation of Recyclability |
|--|--|
| 71 to 100 Points | Good |
| 51 to 70 Points | Fair |
| 0 to 50 Points | Tolerable |
| Negative (failed to meet at least one threshold) | Not suitable for use in paper industry |

Evaluation for the negativ score is still under discussion!

- Another possible statement could be: „Not suitable for use in a standard paper mill*.“
 - * Product should be supplied as separate paper for recycling grade and further investigations required for final assessment of the recyclability”

Overview of the Results

Minimum Value - (Mean Value) - Maximum Value



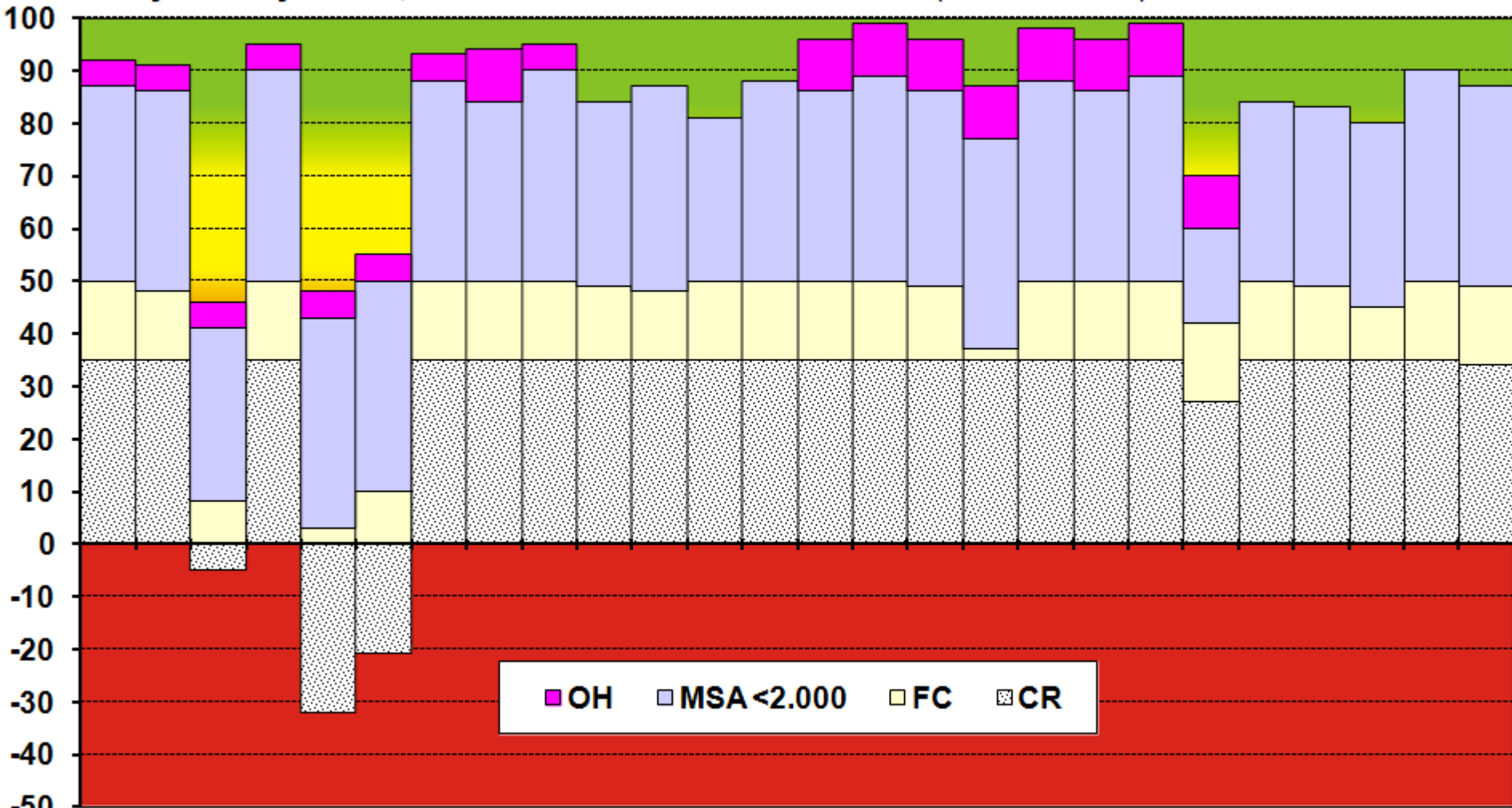
| | Tested Products as No. | Coarse Reject in % | Flake Content in % | Sticky Area in mm ² /kg |
|-------------------|------------------------|----------------------|---------------------|------------------------------------|
| | | | | < 2.000 µm |
| Corrugated Boxes | 26 | 0 - (4.0) - 36.2 | 1,0 - (8.0) - 34.9 | 744 - (2,632) - 11,392 |
| Folding Boxboard | 36 | 0 - (2.2) - 20.1 | 0 - (4.2) - 15.9 | 200 - (4,551) - 80,710 |
| Bags (handles) | 16 | 0 - (15.7) - 55.6 | 0.4 - (10.8) - 46.4 | 2,904 - (24,755) - 82,028 |
| Moulded Products | 17 | 0 - (2.8) - 24.4 | 0.3 - (11.0) - 60.9 | 68 - (860) - 3,341 |
| Sacks (paper) | 17 | 0 - (16.3) - 71.6 | 0.9 - (20.0) - 52.3 | 8 - (2,254) - 13,779 |
| Sacks (composite) | 21 | 9.4 - (45.8) - 100 | 0 - (14.3) - 41.9 | 66 - (6,555) - 35,848 |
| Liquid Packages | 19 | 32.3 - (48.8) - 65.6 | 1.9 - (18.5) - 41.1 | 250 - (1,349) - 4,338 |
| Others | 7 | 0 - (11.4) - 38.1 | 2.0 - (7.1) - 28.4 | 115 - (14,851) - 53,967 |

Example of Score Points for Corrugated Boxes



Assessment of Packaging Product Recyclability
 – Recyclability Score –
 Version 1.6 (30. November 2014)

Recyclability Score, Points



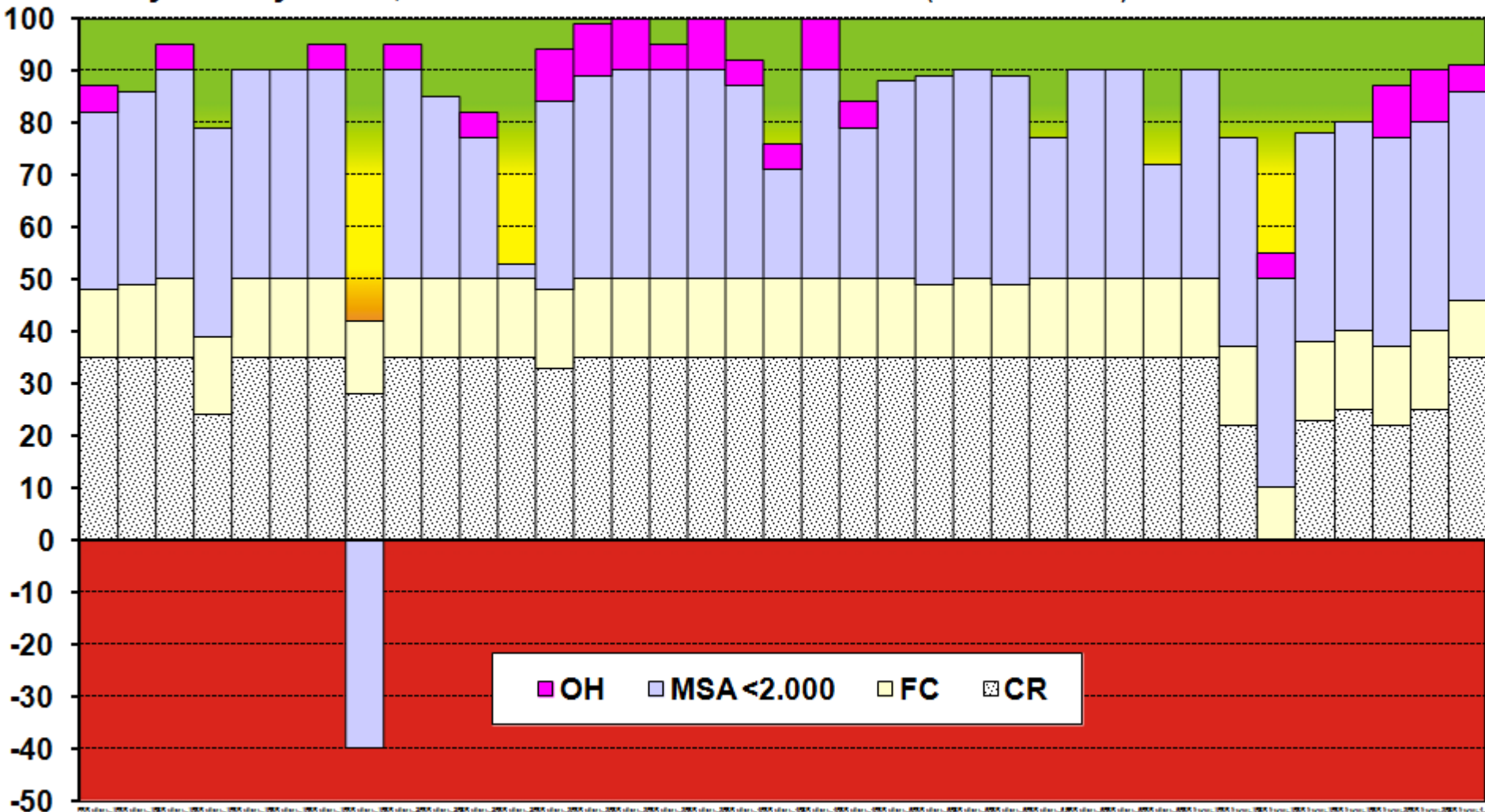
CB1_1 CB1_2 CB1_3 CB1_4 CB1_7 CB1_8 CB1_10 CB1_11 CB1_12 CB2_1 CB2_2 CB2_3 CB2_4 CB3_1 CB3_2 CB3_3 CB3_4 CB4_1 CB4_2 CB4_3 CB4_4 CB5_1 CB5_2 CB5_3 CB5_4 CB5_5

Example of Score Points for Folding Boxboard



Assessment of Packaging Product Recyclability
- Recyclability Score -
Version 1.6 (30. November 2014)

Recyclability Score, Points






Conclusions



- **Mainly packaging and graphic paper products are produced in the European paper industry**
 - **Paper for recycling is the major raw material for paper production**
- **A recyclability method was developed to benchmark the recyclability of packaging products in laboratory scale**
 - **Simulates conditions close to an industrial process of a standard stock preparation line**
- **Results of 159 investigated products show high deviations of the tested parameters within the same packaging category and between the various categories**
- **A score card for the assessment of the recyclability of packaging products is proposed within EcoPaperLoop, but has to be finalized by discussions between the industry partners of ERPC**

Example of a Recycling Friendly Packaging Material



Thank you for your attention



For further information contact

Paper Technology and Mechanical Process Engineering (PMV)

Technische Universität Darmstadt
Alexanderstraße 8,
64283 Darmstadt, Germany

Dr.-Ing. Hans-Joachim Putz
putz@papier.tu-darmstadt.de
Tel.: +49 (0) 6151 / 16 26 54

Dipl.-Ing. Saskia Runte
runte@papier.tu-darmstadt.de
Tel.: +49 (0) 6151 / 16 22 08